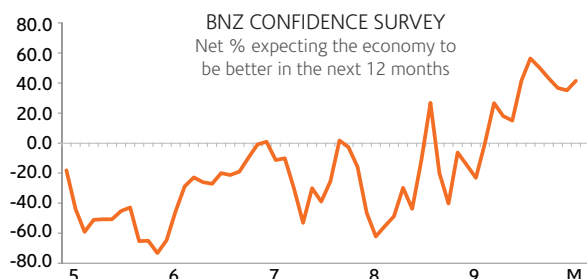


economic & housing indices


- Best and worst suburbs revealed. Congratulations to the North Shore scoring 6 out of top 10 suburbs for positive current average increase in value and no suburbs in the bottom 10. *(NZ Herald by Susie Nordqvist) Copyright 2010, APN Holdings NZ Limited*
- Export commodities hit 19 month \$ high, led by logs up 9.2%, Aluminium up 7.7%, beef and lamb hit fresh highs rising 6.8 and 4.2%. China has overtaken the USA as the largest market for NZ dairy producers. *(NZ Weekend Herald)*
- China's growth again hits double digits 11.9%, thank heavens we export to them.
- Save water Aucklanders, our lakes are only 61.9% full. *(NZ Herald)*
- What is going to be erected on Queens Wharf to provide a Party Central for our 2011 Rugby World Cup?
- Our own Olympic & World Champ shot putter Valerie Vili joins us at the Millennium Institute to train under Didier Pope in Mairangi Bay. "Welcome to the shore Valerie"

- Confidence up to a net 42% positive, but conditions for our recovery are still patchy. *(BNZ Overview)*



2010 so far

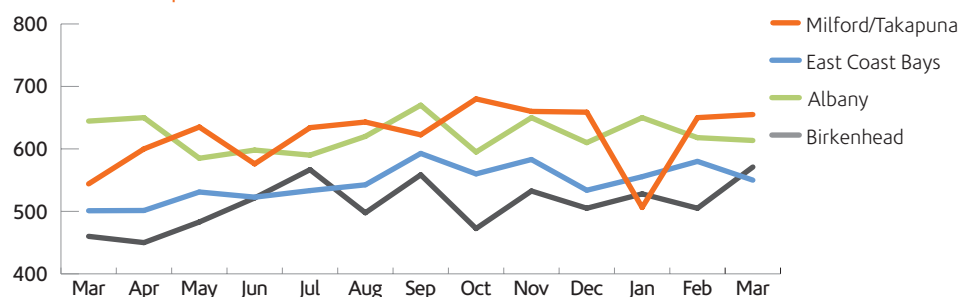
- Nature reminds us of the power it holds and we must submit to earthquakes and now volcanoes. *(Various sources)*
 - China, Chile, Tibet and Haiti all recovering from the devastation and deaths by earthquakes. *(Various sources)*
 - The Iceland volcano eruption after 200 years dormant, disrupting air travel in Europe and who knows what else it will affect globally. *(NZ Herald)*
- 2 bombs injure public outside Chinnawamy stadium in Bangalore India cricket match, several NZ Black Caps playing inside? Be careful. *(NZ Herald)*
- Mexico's drug cartels still at war with 22,000 killed since 2007. *(NZ Herald)*
- Shame on you young men with a cowardly act of aggression throwing a bottle at a 65 year old – Mary Loader; our thoughts go out to you for a quick recovery.



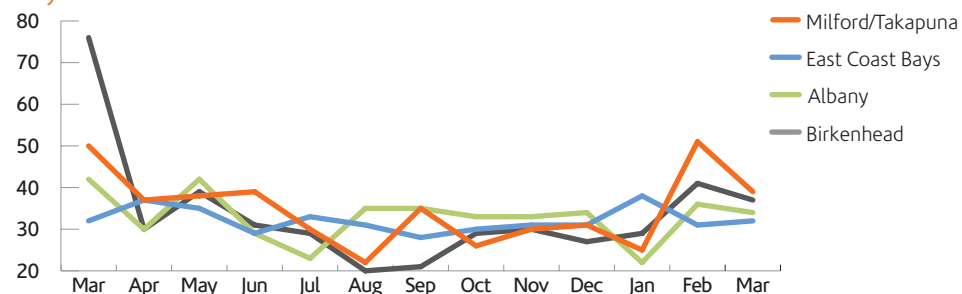
current marketing environment

March Sales	March '10	March '09	March '08
<u>New Zealand</u>			
Volume	6,161	6,694	5,129
Median sell price	\$360,500	\$335,000	\$349,000
<u>Auckland</u>			
Volume	2,187	2,190	1,621
Median sell price	\$475,500	\$435,000	\$437,500
<u>North Shore</u>			
Volume	399	433	269
Median sell price	\$555,000	\$485,000	\$510,000
Median days to sell	34	36	41

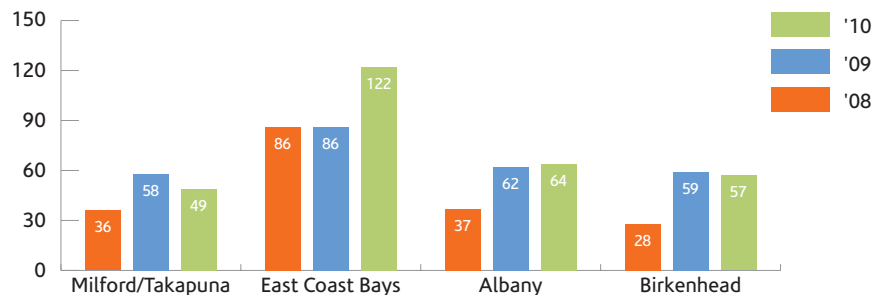
median sale price 2009 - 2010 in thousands



days on market 2009 - 2010



volume of sales 2008 - 2010



north shore rental statistics

March Rentals '10	No. Rented	Median Price	Price Range
<u>Takapuna/Milford</u>			
Two Bedrooms	25	\$470 pw	\$377 - \$543
Three Bedrooms	14	\$512 pw	\$470 - \$600
Four Bedrooms	-		
<u>East Coast Bays</u>			
Two Bedrooms	25	\$350 pw	\$320 - \$385
Three Bedrooms	23	\$500 pw	\$442 - \$595
Four Bedrooms	16	\$660 pw	\$520 - \$815

Rental prices are on the rise! Ensure your rental property is correctly priced and in good condition prior to advertising. At MRE property we offer casual letting service as well as full property management. To find out more or to arrange a free rental appraisal call Jessica on 021 916 699 today.